

Digital Citizenship Event








"A Tribe of Excellence"

Warm-up (5 minutes)

DRAW a series of expressive faces, or emojis, on the board:



INVITE students to suggest emotions that match each face's expression. Answers will vary.

Faces	Responses will vary
	happy, glad, excited, content, thrilled, pleased
	mad, angry, frustrated, grouchy, furious, upset
	bored, calm, relaxed, lonely, disinterested (note: this face may evoke opposing emotions as it is pretty neutral)
	sad, unhappy, upset, depressed, miserable
	surprised, scared, shocked, amazed

TELL students that not everyone will react to a particular situation the same way, but just because a reaction is different from our own, that doesn't mean we should discount others' feelings.

EXPLAIN to students they are going to watch a video about how words, whether typed or spoken, can impact how someone else feels.

ASK:

• Who has heard of the saying, "Sticks and stones may break my bones, but words will never hurt me"?

Responses will vary.

• What did Guts mean in his text that sometimes words can hurt?

Despite the old saying, "Sticks and stones may break my bones, but words will never hurt me," words are powerful. Sometimes it is hard to ignore what someone is saying when it's a mean name. Names CAN make you feel sad or hurt.

REMIND students to keep Legs's question in the back of their minds during this lesson: *How do you treat others online?*